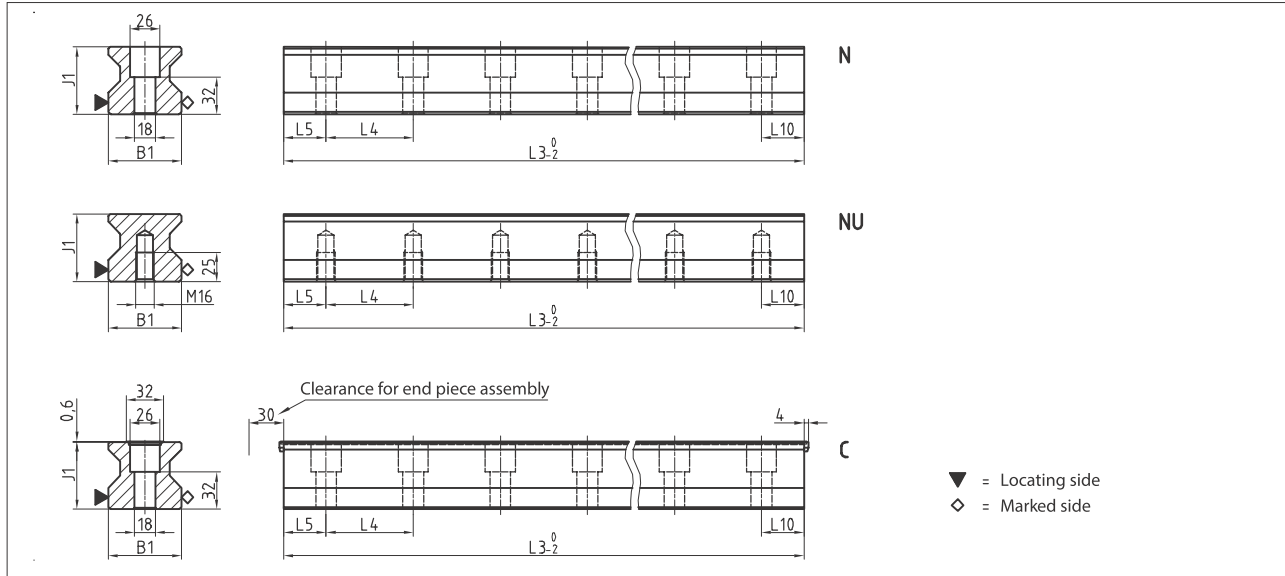


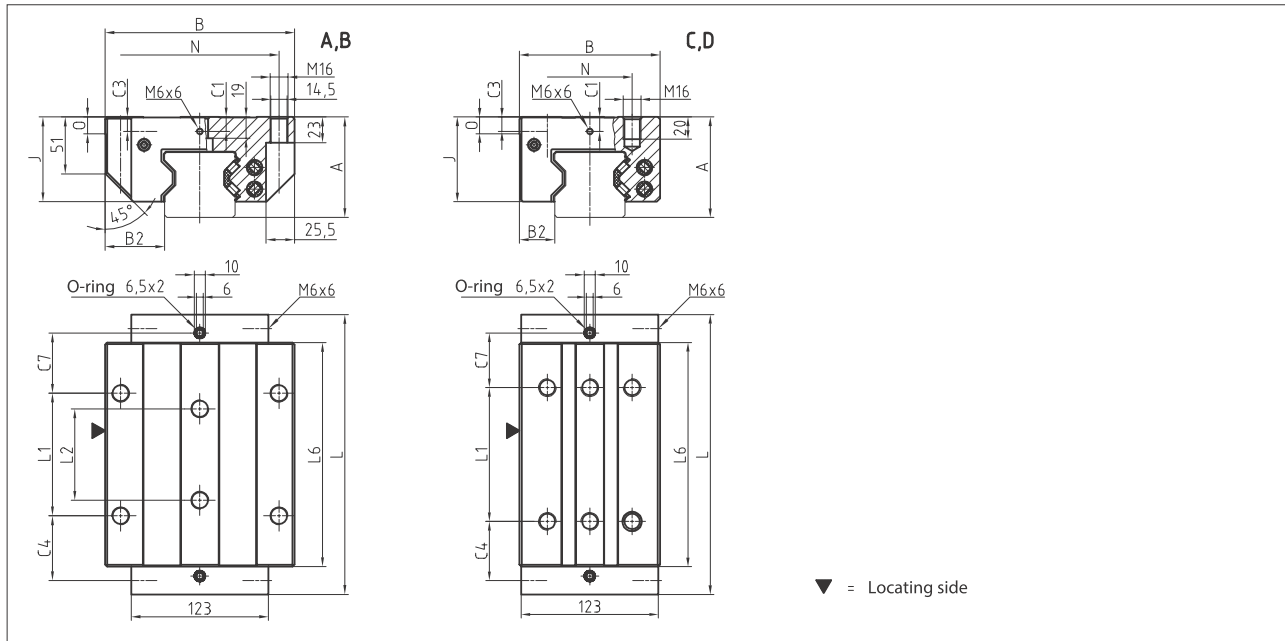
3.2 Technical data and options

MR Size 65

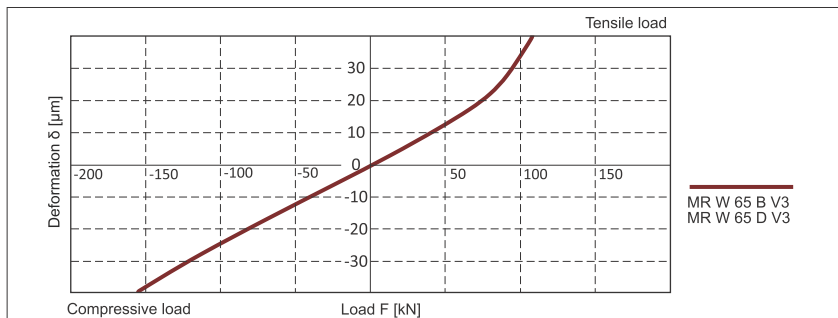
MR S 65 Drawings



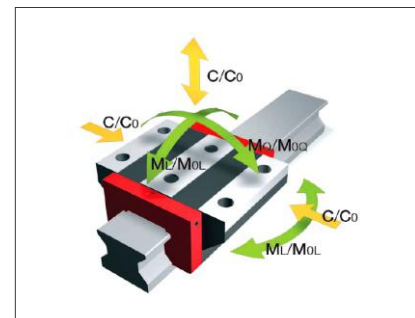
MR W 65 Drawings



MR W 65 Rigidity diagram



MR W 65 Load rating




3.2 Technical data and options MR Size 65

MR S 65 Dimensions



مشخصات	MR S 65-N	MR S 65-NU	MR S 65-C
B1: Rail width	63	63	63
J1: Rail height	58	58	58
L3: Rail length max.	6000	6000	6000
L4: Spacing of fixing holes	75	75	75
L5/L10: Position of first/last fixing hole	36	36	36
Gew.: Rail weight, specific (kg/m)	22.8	24.5	22.5
قیمت	دلار		
	تومان		

MR W 65 Dimensions and capacities



مشخصات	MR W 65-A	MR W 65-B	MR W 65-C	MR W 65-D
A: System height	90	90	90	90
B: Carriage width	170	170	126	126
B2: Distance between locating faces	53.5	53.5	31.5	31.5
C1: Position of center front lube hole	13	13	13	13
C3: Position of lateral lube hole	13	13	13	13
C4: Position of lateral lube hole	31.75	58	51.75	53
C7: Position of top lube hole	27.75	54	47.75	49
J: Carriage height	76	76	76	76
L: Carriage length	198.5	251	198.5	251
L1: Exterior fixing hole spacing	110	110	70	120
L2: Interior fixing hole spacing	82	82	-	-
L6: Steel body length	148.5	201	148.5	201
N: Lateral fixing hole spacing	142	142	76	76
O: Reference face height	15	15	15	15
Capacities and weights				
C0: Static load capacity (N)	419000	530000	419000	530000
C100: Dynamic load capacity (N)	232000	295000	232000	295000
M0Q: Static cross moment capacity (Nm)	16446	20912	16446	20912
M0L: Static longitud. moment capacity (Nm)	10754	17930	10754	17930
MQ: Dyn. cross moment capacity (Nm)	9154	11640	9154	11640
ML: Dyn. longitud. moment capacity (Nm)	5954	9980	5954	9980
Gew: Carriage weight (kg)	10.2	13.5	8.0	10.4
قیمت	دلار			
	تومان			